



### District Report Card: 2017


<b>State:</b> West Bengal	<b>District:</b> Jalpaiguri
<b>Class:</b> 5	<b>Subject:</b> Language
<b>Schools:</b> 61	<b>Students:</b> 1271


### Participation/Coverage


#### Students

<b>GENDER</b> 	Boys		Girls	
	Number	%	Number	%
	538	42.33	733	57.67

<b>AREA</b> 	Rural		Urban	
	Number	%	Number	%
	1100	86.55	171	13.45

<b>CATEGORY</b> 	SC		ST		OBC		GEN	
	Number	%	Number	%	Number	%	Number	%
	643	50.59	250	19.67	255	20.06	123	9.68

<b>CWSN</b> 	LD	VI	HI	S&LD	ID	Oth
	1	2	0	3	0	13

<b>Management</b> 	Government		Government-aided	
	Number	%	Number	%
	0	0.00	1271	100.00

### Average Performance of Students in Language (%)

Overall	Gender		Area		Management		Social Group			
	Male	Female	Rural	Urban	Govt.	Aided	SC	ST	OBC	GEN
38.84	37.46	39.85	38.91	38.40	0.00	38.84	39.46	37.39	37.33	41.68

## Performance on Learning Outcomes (LOs)

Learning Outcomes	Description	Average Performance(%)
L504	Reads and comprehends independently storybooks, news items/ headlines, advertisements etc.	35.81
L508	Reads text with comprehension, locates details and sequence of events	40.35

Range of Performance of Students who Answered Correctly							
Below 30%		30% - 50%		50% - 75%		Above 75%	
Number	%	Number	%	Number	%	Number	%
505	39.73	364	28.64	299	23.52	103	8.10

## Lowest Performing Learning Outcomes (LOs)

- 1 - Reads and comprehends independently storybooks, news items/ headlines, advertisements etc. (35.81)
- 2 - Reads text with comprehension, locates details and sequence of events (40.35)